


Novice (A Main)

TQ: Hall, Tyler 24/5:11.637

+

Round **4**

Access Hobbies



Ser#28769 4/17/2016

Sponsor	Driver Name	Car	Pos	Laps	Race Time	Behind	Fast	Average Top 5	10	15	Q#
	Hall, Tyler	1	1	27	6:12.611		12.396	12.715	12.905	13.098	1
	Lewis, James	2	2	25	6:03.624		12.554	12.794	12.942	13.244	2
	Stehens, Shawn II	5	3	24	6:11.892		12.759	13.124	13.397	13.804	5
	Calloway, Nathan	6	4	21	6:11.565		15.203	15.601	15.866	16.277	6
	Palmer, Erika	8	5	20	6:07.372		13.014	12.190	12.814	13.260	8
	Palmer, Justin	7	6	15	6:14.142		20.026	21.015	22.757	24.943	7
	Goad, Trapper	3	7	14	3:12.177		13.151	23.179			3
	Palmer, Marcus	9	8	13	6:07.296		11.717	13.567	20.204		9
	Lozan, Jarrett	4	9	10	2:54.695		13.691	15.040	17.469		4

TCS M-Chassis 21.5 (B Main)

TQ: Wippler, Erik 32/6:10.560

+

Round **4**

Access Hobbies



Ser#28769 4/17/2016

Sponsor	Driver Name	Car	Pos	Laps	Race Time	Behind	Fast	Average Top 5	10	15	Q#
	Warren, Christopher	2	1				0.000				12
	Stehens, Shawn II	1	2				0.000				11


TCS M-Chassis 21.5 (A Main)

TQ: Wippler, Erik 32/6:10.560

+

Round **4**

Access Hobbies



Ser#28769 4/17/2016

Sponsor	Driver Name	Car	Pos	Laps	Race Time	Behind	Fast	Average Top 5	10	15	Q#
	Wippler, Erik	1	1	30	6:00.855		11.363	11.479	11.641	11.729	1
	Murphy, Mike II	3	2	29	6:08.663		11.885	12.070	12.174	12.231	3
	Brandon, Sean	2	3	27	6:00.707		10.910	11.185	11.378	11.528	2
	Helson, Jay	5	4	27	6:02.377	1.670	12.351	12.563	12.703	12.870	5
	Streeter, Jay	4	5	27	6:04.176	3.469	12.140	12.379	12.560	12.698	4
	Hazell, Clyde	8	6	27	6:11.401	10.694	11.696	12.110	12.364	12.535	8
	Murphy, Michael III	7	7	25	6:04.129		12.816	12.921	13.049	13.151	7
	Stephens, Shawn	9	8	24	6:00.670		13.300	11.534	12.564	13.025	9
	Masters, Michael	6	9	0							6


TCS Front Wheel Drive 21.5 (A Main)

TQ: Brandon, Sean 32/6:05.721

+

Round **4**

Access Hobbies



Ser#28769 4/17/2016


Sponsor	Driver Name	Car	Pos	Laps	Race Time	Behind	Fast	Average Top 5	10	15	Q#
	Hazell, Clyde	3	1	31	5:56.638		11.264	11.357	11.438	11.517	3
	Brandon, Sean	1	2	31	6:06.062	9.424	9.522	10.413	10.881	11.074	1
	Oliva, Jim	2	3	30	6:03.621		11.231	11.399	11.458	11.499	2
	Warren, Christopher	4	4	27	5:56.160		11.654	11.888	12.040	12.181	4
	Stephens, Shawn	5	5	27	6:10.862	14.702	9.244	11.398	11.780	12.063	5
	Discher, John	7	6	0							7
	Masters, Michael	6	7	0							6

TCS GT-3 21.5 (A Main)

TQ: Perry, Von 35/6:05.841

+

Round 4



Access Hobbies

Ser#28769 4/17/2016


Sponsor	Driver Name	Car	Pos	Laps	Race Time	Behind	Fast	Average Top 5	10	15	Q#
	Perry, Von	1	1	34	6:03.787		10.323	10.338	10.374	10.410	1
	Pheomthawee, Natt	2	2	34	6:05.652	1.865	10.248	10.337	10.416	10.462	2
	Sririnit, Rutt	3	3	33	6:10.644		10.355	10.378	10.472	10.546	3
	Oliva, Jim	5	4	32	6:03.598		10.558	10.668	10.735	10.787	5
	Chaiyaperm, Kitt	4	5	32	6:08.133	4.535	10.453	9.431	10.028	10.252	4
	Smith, Brian	8	6	30	6:02.618		11.142	11.282	11.373	11.499	8
	Calloway, Christopher	9	7	30	6:06.063	3.445	10.857	11.092	11.180	11.292	9

TCS GT-2 17.5 (B Main)

TQ: Discher, John 35/6:00.733

+

Round 4



Access Hobbies

Ser#28769 4/17/2016

Sponsor	Driver Name	Car	Pos	Laps	Race Time	Behind	Fast	Average Top 5	10	15	Q#
	Murphy, Mike II	2	1				0.000				12
	Warren, Christopher	1	2				0.000				11

TCS GT-2 17.5 (A Main)

TQ: Discher, John 35/6:00.733

+

Round 4



Access Hobbies

Ser#28769 4/17/2016

Sponsor	Driver Name	Car	Pos	Laps	Race Time	Behind	Fast	Average Top 5	10	15	Q#
	Perry, Von	3	1	34	6:09.810		10.237	10.273	10.317	10.374	3
	Sririnit, Rutt	5	2	34	6:13.506	3.696	10.207	10.255	10.291	10.326	5
	Discher, John	1	3	33	6:05.036		10.035	10.121	10.187	10.261	1
	Oliva, Jim	4	4	33	6:06.777	1.741	10.322	10.407	10.521	10.592	4
	Calloway, Christopher	10	5	31	6:11.527		10.739	10.958	11.150	11.313	10
	Sayama, Tadayuki	9	6	29	6:03.073		11.003	11.041	11.167	11.273	9
	Pheomthawee, Natt	2	7	13	2:23.723		9.814	9.924	10.135		2
	Reynolds, Ed	8	8	0							8
	Kitt, Chaiyaperm	6	9	0							6

GT-Pro Spec 21.5 (A Main)

TQ: Brandon, Sean 33/6:00.562

+

Round 4



Access Hobbies


Ser#28769 4/17/2016

Sponsor	Driver Name	Car	Pos	Laps	Race Time	Behind	Fast	Average Top 5	10	15	Q#
	Brandon, Sean	1	1	33	6:07.013		10.726	10.780	10.817	10.851	1
	Mcbride, Mike	2	2	32	6:05.865		10.958	10.996	11.019	11.063	2
	Murphy, Mike II	4	3	31	6:07.867		11.058	11.237	11.374	11.451	4
	Palmer, Brad	3	4	30	6:02.828		11.315	11.437	11.517	11.588	3
	Murphy, Michael III	7	5	24	6:04.053		12.608	12.888	13.281	13.811	7
	Calloway, Christopher	5	6	3	0:43.692		13.198				5

TCS Formula 1 25.5 (A Main) +

Round **4**

TQ: Wippler, Erik 35/6:01.937



Access Hobbies

Ser#28769 4/17/2016

Sponsor	Driver Name	Car	Pos	Laps	Race Time	Behind	Fast	Average Top 5	10	15	Q#
	Wippler, Erik	1	1	35	6:05.701		10.032	10.131	10.190	10.232	1
	King, Rob	3	2	34	6:02.093		10.017	10.150	10.232	10.292	3
	Buchholtz, Adam	4	3	33	6:02.264		10.566	10.628	10.661	10.696	4
	Discher, John	2	4	33	6:07.179	4.915	10.470	10.524	10.588	10.626	2
	Streeter, Jay	7	5	29	6:00.735		11.041	11.282	11.372	11.486	7
	Palmer, Brad	5	6	8	2:22.433		11.373	11.651			5

TCS GT-1 13.5 (A Main) +

Round **4**

TQ: Wippler, Erik 37/6:01.855



Access Hobbies

Ser#28769 4/17/2016

Sponsor	Driver Name	Car	Pos	Laps	Race Time	Behind	Fast	Average Top 5	10	15	Q#
	Wippler, Erik	1	1	36	6:02.593		9.608	9.681	9.754	9.797	1
	Pheomthawee, Natt	2	2	35	6:05.004		9.849	9.893	9.938	9.971	2
	Houston, Thomas	4	3	34	6:08.900		10.188	10.276	10.341	10.387	4
	Oliva, Jim	3	4	33	6:03.878		10.156	10.219	10.284	10.345	3
	Palmer, Brad	5	5	32	6:10.740		10.370	10.548	10.658	10.748	5
	Stehens, Shawn II	7	6	0							7
	Chaiyaperm, Kitt	6	7	0							6